



NOVEMBER 27, 2018


INTRODUCING LONDON

PRESENTED BY GEORGE SHCHERBA



HISTORY OF LONDON

THE ORIGINS OF THE CAPITAL OF THE GREAT BRITAIN



These are two pictures showing the remains of the roman wall of Londinium and aproximate view of the town of the Roman era.

London's Daytime Population 2010

9,300,000

Daytime population

7,900,000

Resident population

Top 5 Boroughs - Daytime Population Density

1. City of London (350,000 sq. mi.)
2. Westminster (120,000 sq. mi.)
3. Kensington and Chelsea (59,000 sq. mi.)
4. Camden (55,000 sq. mi.)
5. Islington (52,000 sq. mi.)

Bottom 5 Boroughs - Daytime Population Density

29. Enfield (8,800 sq. mi.)
30. Richmond upon Thames (8,200 sq. mi.)
31. Hillingdon (7,800 sq. mi.)
32. Havering (4,900 sq. mi.)
33. Bromley (4,800 sq. mi.)

Top 5 Boroughs - Daytime Population

1. Westminster 980,000 (253,000 residents)
2. Camden 460,000 (235,000 residents)
3. City of London 390,000 (11,700 residents)
4. Tower Hamlets 380,000 (238,000 residents)
5. Southwark 360,000 (287,000 residents)

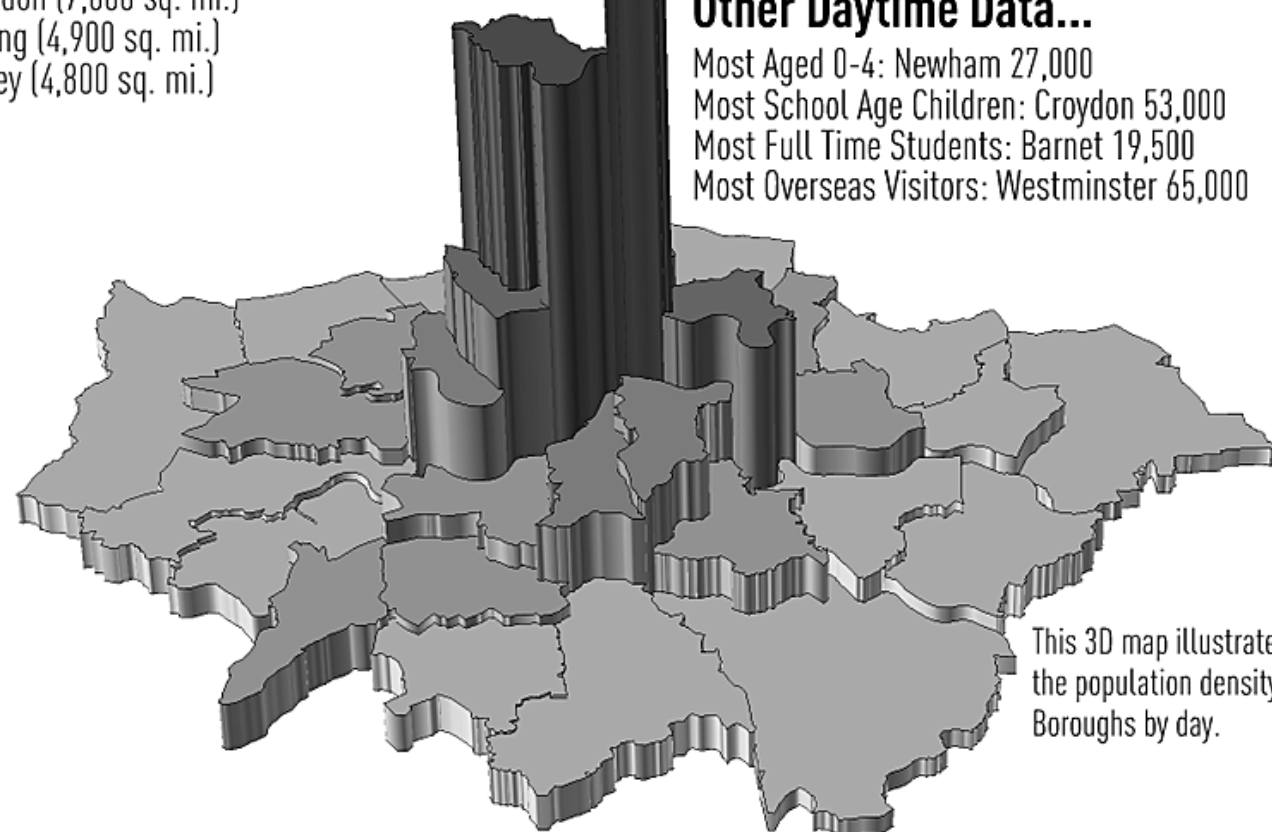
Top 5 Boroughs - Day Trip Visitors*

1. Westminster 116,000
2. Camden 34,000
3. Kensington and Chelsea 32,000
4. Southwark 23,000
5. Lambeth 20,000

Defined as those away from home for 3+ hours and undertaking activities that would not usually constitute part of their work or regular leisure activity.

Other Daytime Data...

Most Aged 0-4: Newham 27,000
Most School Age Children: Croydon 53,000
Most Full Time Students: Barnet 19,500
Most Overseas Visitors: Westminster 65,000



This 3D map illustrates the population density of Boroughs by day.

POPULATION OF LONDON

By June 28, 2018, the population within London limits is 8,825,001, which makes London the second largest city in Europe by population.

LONDON SUBURBS

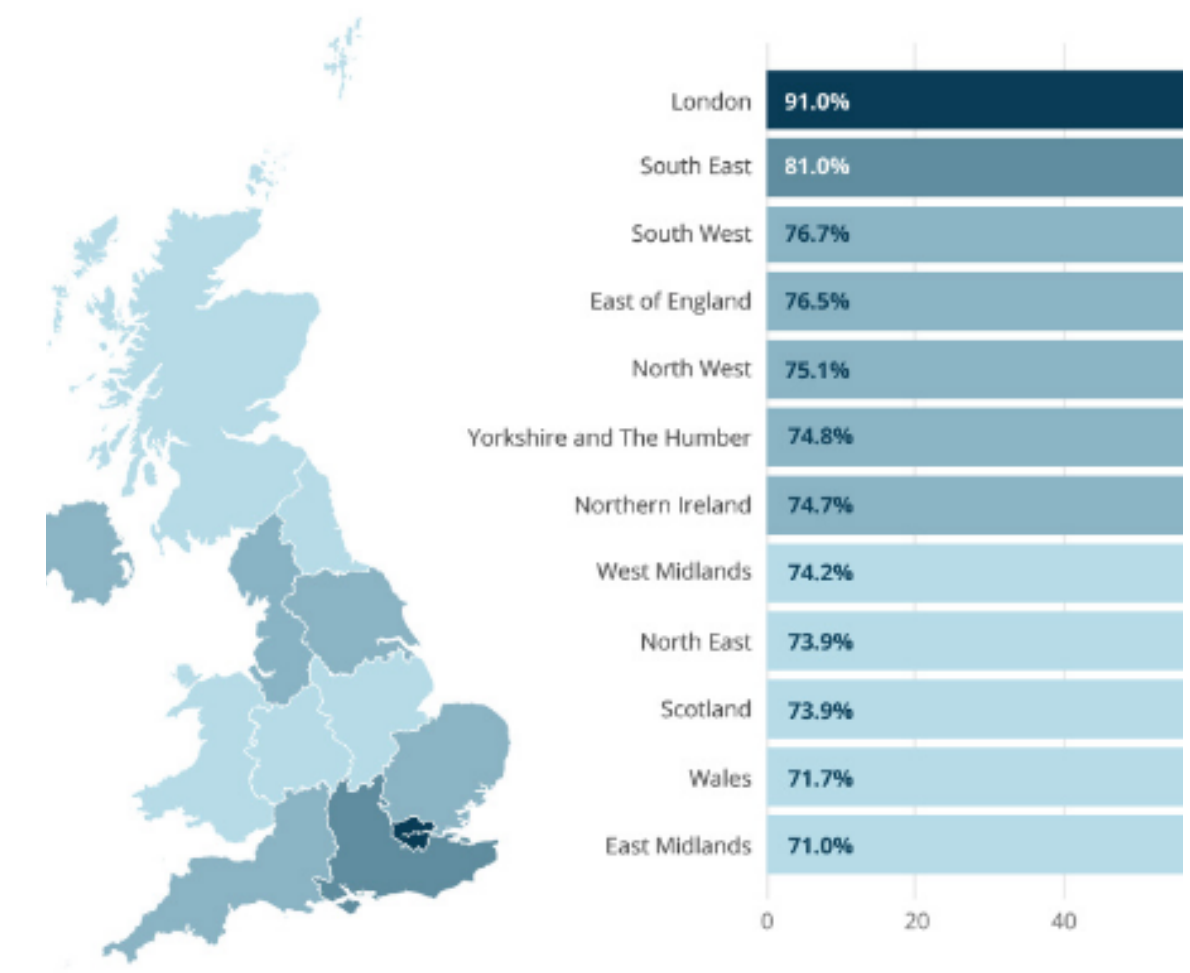


The London suburbs are also called boroughs. These are the 32 local authority districts that make up the Greater London county; each is governed by a London borough council.

The London boroughs have populations of around 150,000 to 300,000. Inner London boroughs tend to be smaller, in both population and area, and more densely populated than Outer London boroughs. The London boroughs were created by combining groups of former local government units.

LONDON IS THE HEART OF THE UK

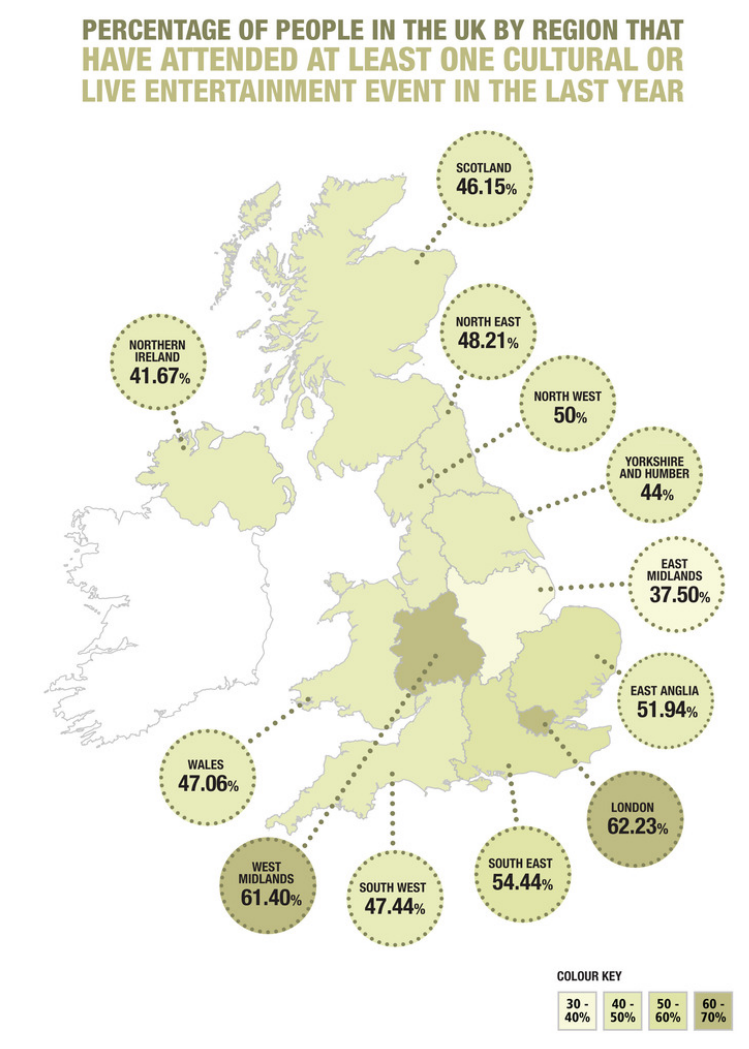
THE PLACE LONDON TAKES IN BRITISH LIFE



PERCENTAGE OF EACH AREA'S ECONOMY IN THE SERVICE SECTOR



TOURIST GRAPH



GRAPH OF A CULTURAL SURVEY





THANK YOU FOR YOUR ATTENTION

